

TOILETS & LAVATORIES



Inspired by the realities of life!

STERLING
A KOHLER COMPANY



TOILETS & LAVATORIES

Inspired by the realities of life.

Understanding the demands our busy lives place on high-traffic home and business environments, Sterling has designed ideal solutions for bath and powder rooms. Whether you require consistent flushing power or water-saving options that conserve natural resources and lower monthly bills, we have the perfect toilet for you. And to complement your choice, Sterling offers a compelling range of lavatories to meet your needs for dependability and fresh design.

As a division of Kohler Co., a recognized leader in kitchen and bath design, Sterling manufactures water-saving High-Efficiency Toilets (HET) you can depend on with designs perfect for today's living environments.

Because we are so confident our HETs will meet your needs and perform beyond your expectations,

we guarantee them with a one-flush cleansing performance guarantee. That means everything down in just one flush or we replace the toilet.

In addition, all STERLING® HETs are WaterSenseSM labeled and can help buildings earn points toward LEED certification.

STERLING[®]
A KOHLER COMPANY

Model Name	WINDHAM™ Round-Front Bowl	WINDHAM Elongated Bowl	WINDHAM ADA Elongated Bowl	RIVERTON™ Round-Front Bowl	RIVERTON Elongated Bowl
					
Model Number	402015/402014/ HET – 402080	402210/402215/ 402214 (14")	402315/402082-RA/ HET – 402082	402502 HET – 402083	402512/402522
Bowl/Tank	12" – 404015/404515 14" – 404015/404514	10" – 404210/404515 12" – 404215/404515 14" – 404215/404514	404315/404515 404315/404555-RA	404015/404522	10" – 404210/404522 12" – 404215/404522
High-Efficiency Bowl/Tank	 403015/404555		403315/404555	403015/404552	
Rough-In	12" – 404015/404515 14" – 404015/404514 12" – 403015/404555	10" – 404210/404515 12" – 404215/404515 14" – 404215/404514	12"	12"	10" – 404210/404522 12" – 404215/404522
Water Usage	1.6 gpf	1.6 gpf	1.6 gpf	1.6 gpf	1.6 gpf
HET Water Usage	1.28 gpf		1.28 gpf	1.28 gpf	1.28 gpf
Trapway	2"	2"	2"	2"	2"
Flush Valve	2"	2"	2"	2"	2"
Flush Action	Pro Force® Siphonic	Pro Force Siphonic	Pro Force Siphonic	Pro Force Siphonic	Pro Force Siphonic
Water Spot	9" x 8"	9" x 8"	9" x 8"	9" x 8"	9" x 8"
Cover Fit	Overhang	Overhang	Overhang	Overhang	Overhang
Seat Included?	No	No	No	No	No
Trip Lever	Chrome	Chrome	Chrome	Chrome	Chrome
L x W x H x Bowl Height	12" Rough-In 27" x 16 ⁷ / ₈ " x 29" x 15" 14" Rough-In 29 ¹ / ₄ " x 16 ⁷ / ₈ " x 29" x 15"	10" Rough-In 27 ¹ / ₄ " x 16 ⁷ / ₈ " x 29" x 15" 12" Rough-In 29" x 16 ⁷ / ₈ " x 29" x 15" 14" Rough-In 31 ¹ / ₄ " x 16 ⁷ / ₈ " x 29" x 15"	29 ¹ / ₄ " x 16 ⁷ / ₈ " x 30 ¹ / ₂ " x 16 ¹ / ₂ "	27 ¹ / ₄ " x 18 ¹ / ₂ " x 29" x 15"	10" Rough-In 27 ¹ / ₄ " x 18 ¹ / ₂ " x 29" x 15" 12" Rough-In 29 ¹ / ₄ " x 18 ¹ / ₂ " x 29" x 15"
CSA B45 Compliant ¹	Yes	Yes	Yes	Yes	Yes
ADA-Compliant ²			Yes		
Limited Warranty ³	5-Year	5-Year	5-Year	5-Year	5-Year

1 Products marked as CSA B45 Compliant conform to CSA B45 National Consensus Standards.

2 Products identified as ADA-Compliant are compliant when installed per Section 604 (Toilets) of the Americans with Disabilities Act.

3 For complete warranty details, visit SterlingPlumbing.com or your nearest STERLING® dealer.

COLOR SELECTION*

White 0

KOHLER Almond 47

KOHLER Biscuit 96






*Colors are illustrated in ink. There may be variations in color fidelity on samples and STERLING® fixtures.

RIVERTON™ ADA Elongated Bowl	STINSON® Elongated Bowl	STINSON ADA Elongated Bowl	ROCKTON™ Round-Front & Elongated	KARSTEN® Round-Front & Elongated
				
402532 HET – 402085	402075 HET – 402076	402375 HET – 402077	HET Round-Front – 402024 HET Elongated – 402027	HET Round-Front – 402025 HET Elongated – 402028
404315/404522	403070/402071	403370/402071		
403315/404552	403070/402091	403370/402091	Round-Front – 402021/402022 Elongated – 402026/402022	Round-Front – 402021/402023 Elongated – 402026/402023
12"	12"	12"	12"	12"
1.6 gpf 1.28 gpf	1.6 gpf 1.28 gpf	1.6 gpf 1.28 gpf	0.8/1.6 gpf	0.8/1.6 gpf
2"	2"	2"	2"	2"
2"	2"	2"	2"	2"
Pro Force® Siphonic	Pro Force Siphonic	Pro Force Siphonic	Dual Force® Siphonic Washdown	Dual Force Siphonic Washdown
9" x 8"	9" x 8"	9" x 8"	5" x 4"	5" x 4"
Overhang	Overhang	Overhang	Cookie Jar	Cookie Jar
No	No	No	No	No
Chrome	Chrome	Chrome	Chrome, Two-Button Actuator	Chrome, Two-Button Actuator
29¼" x 18½" x 29" x 16½"	29" x 17¾" x 28" x 15"	29" x 17¾" x 28" x 15"	Round-Front 29¾" x 13⅝" x 29⅞" x 14⅞" Elongated 31" x 13⅝" x 29⅞" x 14⅞"	Round-Front 29¾" x 14¼" x 29¼" x 14⅞" Elongated 31" x 14¼" x 29¼" x 14⅞"
Yes	Yes	Yes	Yes	Yes
Yes				
5-Year	5-Year	5-Year	5-Year	5-Year



To be WaterSense labeled, a toilet must meet the following criteria:

- Single-flush toilet must use 1.28 gpf or less; or
- Dual-flush toilets must have a full flush no more than 1.6 gpf and a reduced flush no more than 1.1 gpf.
- MaP test or soybean paste test requirement-flush 350 grams.

MODEL NAME	ELLIOT®	SANIBEL™	MODESTO™	STINSON®	WESCOTT™
					
Model Number	442044	442001 442004 442008	441901 441904 441908	442007 442007-U	442040 442050
Type of Lavatory	Self-Rimming	Self-Rimming	Self-Rimming	Self-Rimming Undercounter	Undercounter
Material	Vitreous China	Vitreous China	Vitreous China	Vitreous China	Vitreous China
Shape	Oval	Oval	Round	Rectangular	Oval
Faucet Configurations	4" Centerset	Single 4" Centerset 8" Widespread	Single 4" Centerset 8" Widespread	Wall-Mount Countertop	Wall-Mount Countertop
Finish					
L x W x H	20" x 17"	20" x 17"	19"	20" x 14" 18" x 12"	17" x 13" 17" x 15"
CSA B45 Compliant ¹	Yes	Yes	Yes	Yes	Yes
ADA-Compliant ²	Yes	Yes	Yes	Yes	
Limited Warranty ³	5-Year	5-Year	5-Year	5-Year	5-Year

1 Products marked as CSA B45 Compliant conform to CSA B45 National Consensus Standards.

2 Products identified as ADA-Compliant are compliant when installed per Section 606 (Sinks) of the Americans with Disabilities Act.

3 For complete warranty details, visit SterlingPlumbing.com or your nearest STERLING® dealer.

COLOR SELECTION*

White 0

KOHLER Almond 47

KOHLER Biscuit 96

*Colors are illustrated in ink. There may be variations in color fidelity on samples and STERLING® fixtures.

SACRAMENTO™	SOUTHAMPTON™	WORTHINGTON™			
					
442121 442124 442128	442421 442424 442428	442031 442034 442038	65010140 (SG) 65020140 (SG) 75010140 (HG) 75020140 (HG)	111/121/131/ 141/1411	1181/11811/ 1186/ S1201/ S1206
Pedestal	Pedestal	Wall-Mount	Self-Rimming	Self-Rimming	Self-Rimming
Vitreous China	Vitreous China	Vitreous China	Vikrell®	Stainless Steel	Stainless Steel
			Oval/Round	Round	Oval
Single 4" Centerset 8" Widespread	Single 4" Centerset 8" Widespread	Single 4" Centerset 8" Widespread	4" Centerset	Wall-Mount Countertop	Wall-Mount Countertop
			Swirl-Gloss (SG) High-Gloss (HG)	Satin, Buffed, Mirror	Satin, Mirror
21" x 18" x 33"	23¾" x 18¼" x 33"	21" x 22"	Oval 20" x 17" Round 19"	Various	Various
Yes			Yes		
		Yes			
5-Year	5-Year	5-Year	10-Year Residential 3-Year Commercial	5-Year	5-Year



More inspiration is online.

For a complete look at the breadth of
exciting STERLING® bath and kitchen products

and warranty information, visit

SterlingPlumbing.com.

Inspired by the realities of life!

STERLING
A KOHLER COMPANY

08010 12/09/7.5M/H
© 2009 by Kohler Co.
Kohler Co., Kohler, Wisconsin 53044
Printed in U.S.A.
800.STERLING